

# Changes in APTPlus (2010)

<http://www.aptv.org/aptplus/>

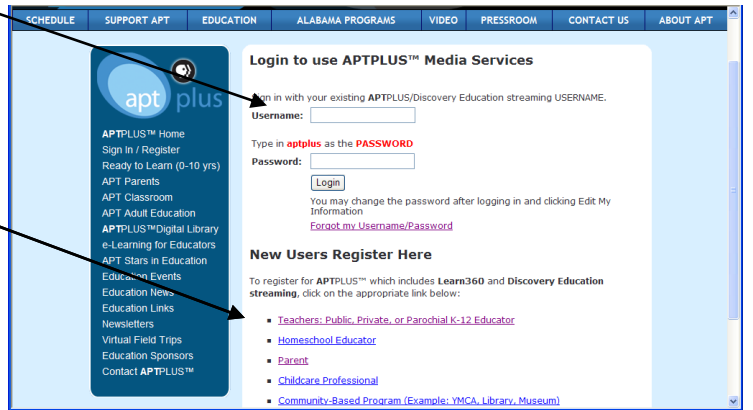
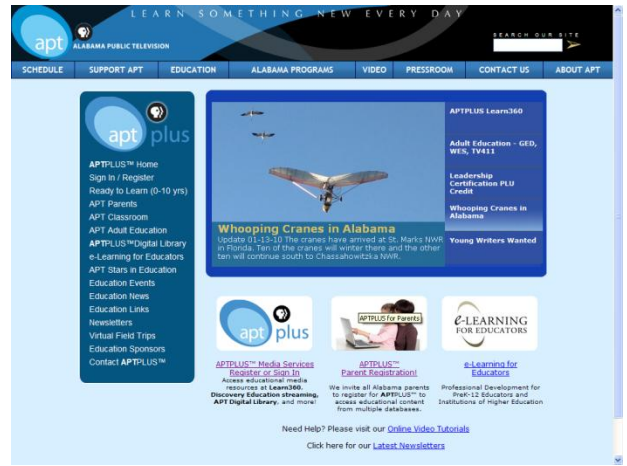
Click on the APTPLUS Media Services icon:



A new page will open.


If you do not already have a login, choose **“Teachers: Public, Private, or Parochial K-12 Educator.”** A form will open. Complete the information and within 3 business days you will receive a login by email.

If you already have a username and password for APTPLUS (or Discovery Education / United Streaming), enter your username and the password **aptplus**.



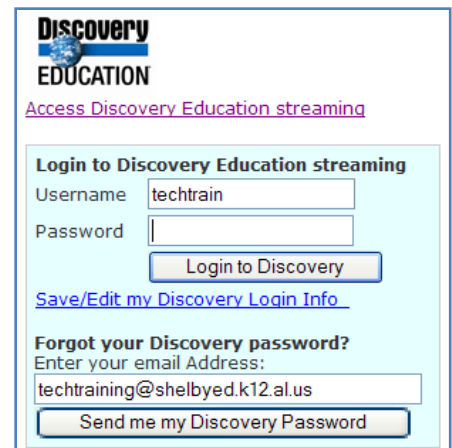
The next page will allow you to either change your password to match your Discovery password (by choosing Edit My Information or leave it as aptplus.

From this page you may directly access resources found in Learn360 (developed by AIM) or APTPLUS Digital Library simply by clicking the appropriate link.



There is one additional step required to access Discovery / United Streaming. When you click the Discovery Education link, a new window appears. Your username will appear and a space for your Discovery Education / United Streaming password. Type your password and choose Save/Edit my Discovery Login info. A new window will open and you may choose Store Information. By choosing this, your password will be remembered whenever you login and you'll simply click on “Login to Discovery”

If at any time you forget your password or username, there are links on both the APTPLUS and Discovery login pages which will automatically have the information sent to your email account.



[Type text]